



The Parents' Guide to Google Classroom

What is Google Classroom?

Think of Google Classroom (GC) as your child's digital link to learning.

Teachers use GC to share assignments, homework, newsletters, discussions and much more with students!



Getting Started



Students' login for Google Classroom
will be the following:

Login: StudentIDNumber@student.amphi.com
Password: Firstname (first letter capitalized)

Getting Started

Students should follow these steps to access Google Classrooms!



1

Click on the [Google Chrome](#) browser icon.

Getting Started




← → ↻ 🏠 🔒 google.com

2 Type www.google.com
into your web
address bar.

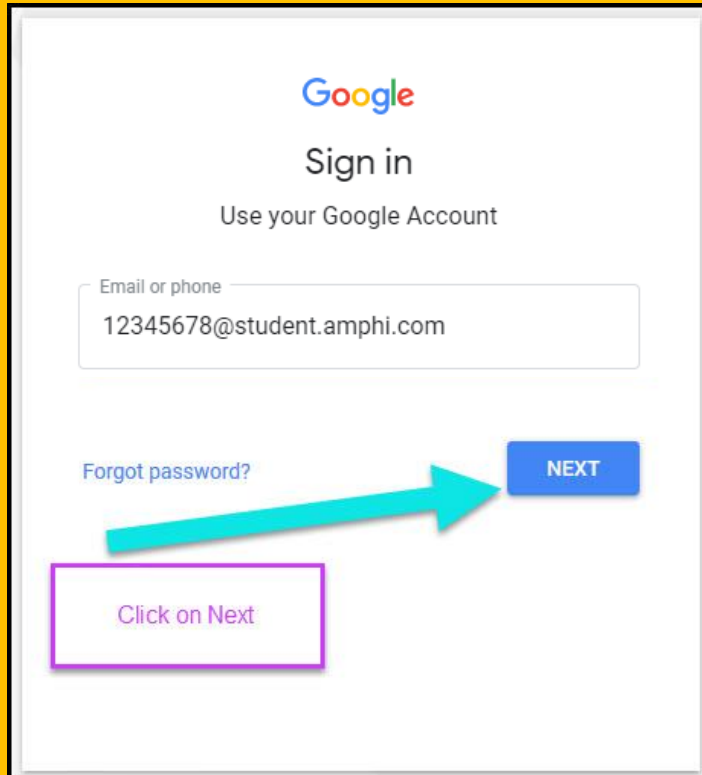
Getting Started

3

Click on [SIGN IN](#) in the upper right hand corner of the browser window.



Getting Started

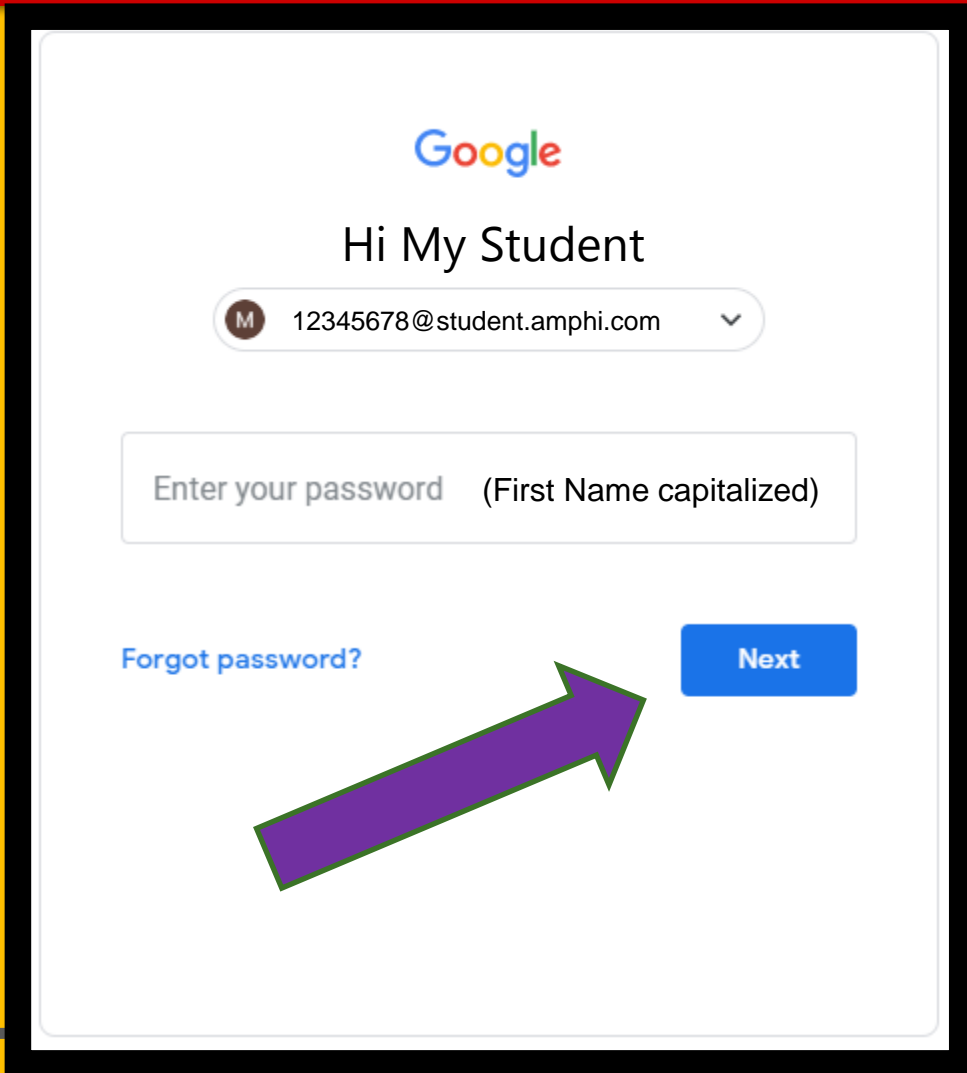


The screenshot shows a Google sign-in page. At the top is the Google logo, followed by the text "Sign in" and "Use your Google Account". Below this is a text input field labeled "Email or phone" containing the address "12345678@student.amphi.com". To the left of the "NEXT" button is a link that says "Forgot password?". A blue arrow points from the "NEXT" button to a purple-bordered box containing the text "Click on Next".

4

Students should type in their **StudentID@student.amphi.com** account & click "next."

Getting Started



Google

Hi My Student

M 12345678@student.amphi.com

Enter your password (First Name capitalized)

[Forgot password?](#)

Next

5

Type in your **PASSWORD**
& click "**next.**"

*This is the student's first
name with the first letter
capitalized.*

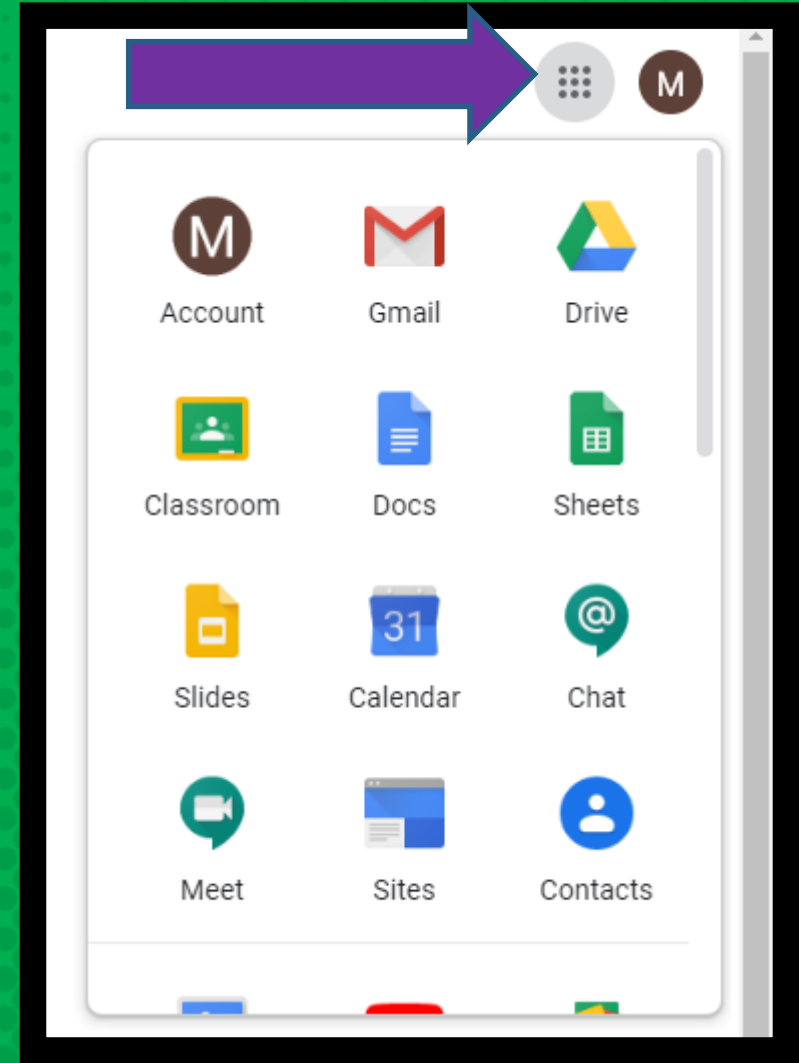
NOW YOU'LL SEE

that you are signed in to
your Google Apps for
Education account!



GOOGLE SUITE

Click on the 9 squares
(Waffle/Rubik's Cube) icon in the
top right hand corner to see
the Google Suite of Products!



GOOGLE ICONS TO RECOGNIZE:



CHROME



DOCS



DRIVE



SLIDES



SHEETS



FORMS



CALENDAR



GMAIL



PHOTOS



MAPS



KEEP



CLASSROOM



MEET



HANGOUTS



SITES



CONTACTS



CLOUD



CLOUD SEARCH



YOUTUBE




NEWS



VAULT



MY ACCOUNT



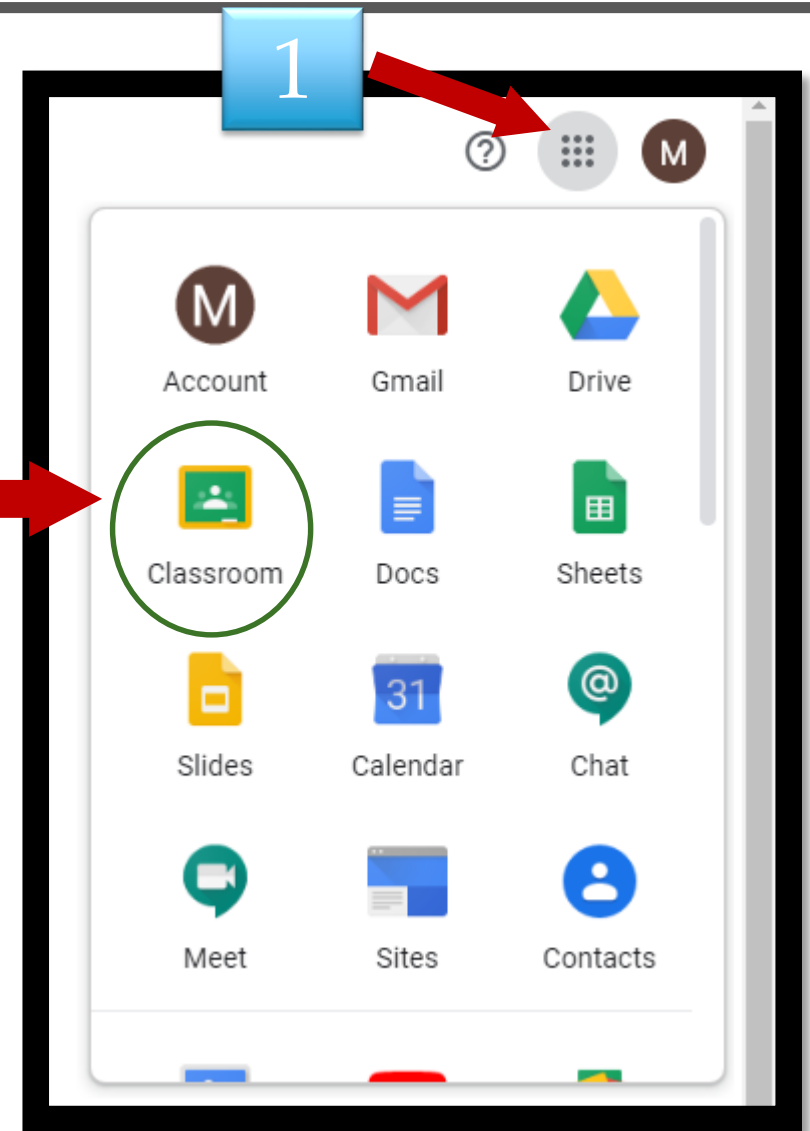
GROUPS

Navigating Classroom

1

Click on the waffle button and then the Google Classroom icon.

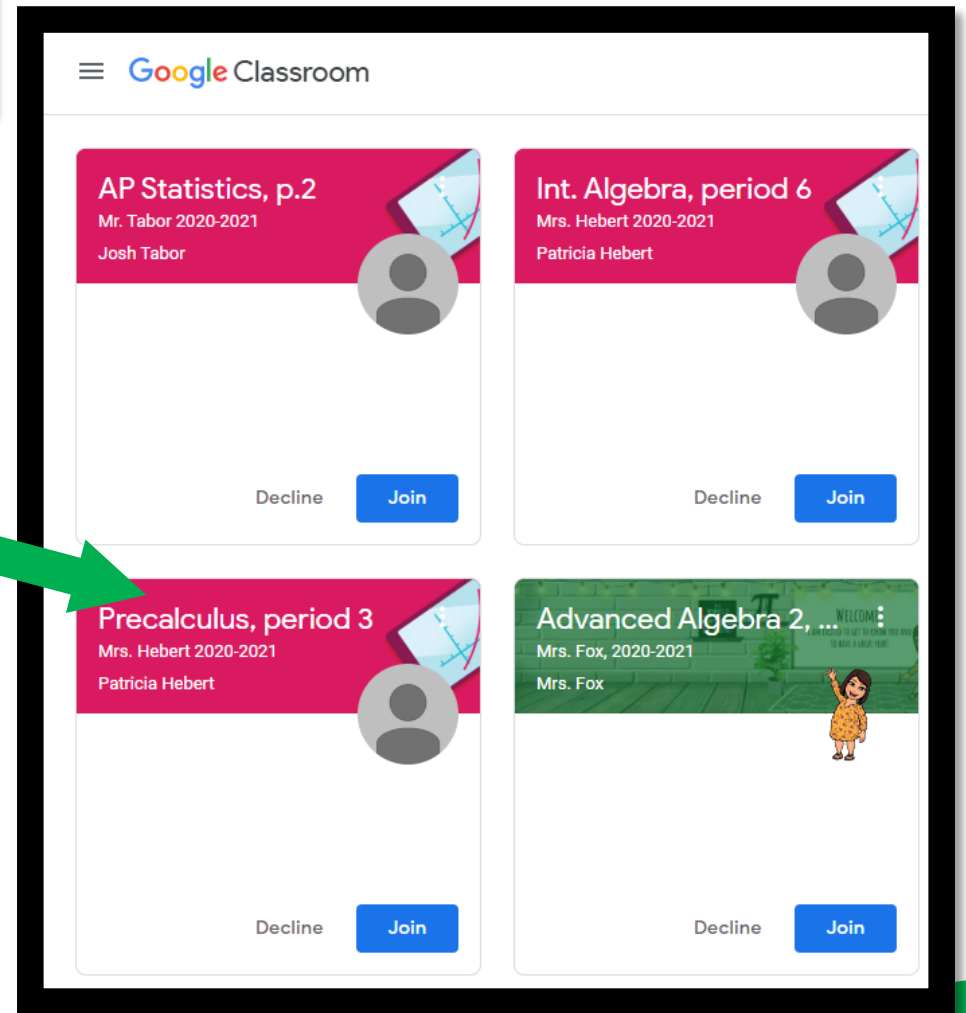
2



Navigating Classroom

2

Click on the class you wish to view.

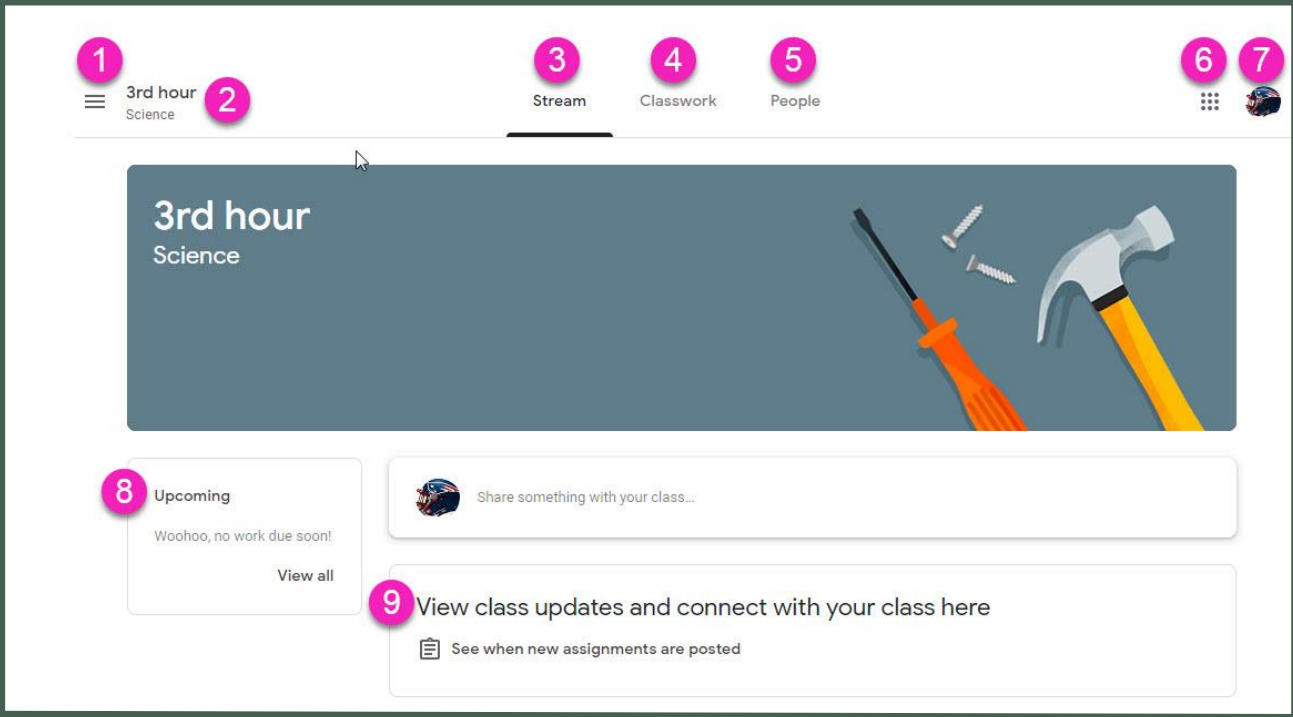


Navigating Classroom



 = High Interest for Parents

3

Page tools
(Left side)



The screenshot shows a Classroom page for '3rd hour Science'. The page layout includes a top navigation bar with a menu icon (1), the current class name (2), and tabs for Stream (3), Classwork (4), and People (5). On the right side of the top bar are a Waffle Button (6) and a profile picture (7). The main content area features a class banner with the title '3rd hour Science' and an illustration of tools. Below the banner is an 'Upcoming' section (8) with a 'View all' link. A sharing box is also present. At the bottom, a section (9) allows users to view class updates and connect with their class, with an option to see when new assignments are posted.

- 1 Menu of Classes
- 2 Current Class
- 3 Announcements Page
- 4 Assignments 
- 5 Teacher(s) & Classmates
- 6 Waffle Button (App Directory)
- 7 Your account
- 8 Upcoming Assignments 
- 9 Updates from your teacher

Navigating Classroom

4

Assignment details

The screenshot displays the Classroom interface with the following elements and callouts:

- 1** Classwork Tab
- 2** View your work
- 3** Google Calendar
- 4** Class Drive folder
- 5** All topics
- 6** Benchmark Tests
- 7** Assignment Title: For the Week of September 2 - 6
- 8** Assignment Due Date: Due Today
- 9** Assignment Status: Assigned
- 10** Attached files/links: Four PDF files for Day 1 through Day 4.
- 11** View Assignment

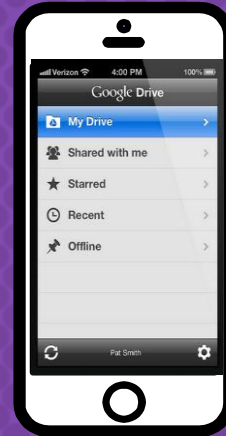
1 Classwork Tab	5 Topics available	9 Assignment Status
2 See your Grades	6 Topic Headings	10 Attached files/links
3 See Due Dates	7 Assignment Title	11 Click to view assignment
4 View your files	8 Assignment Due Date	

ACCESS

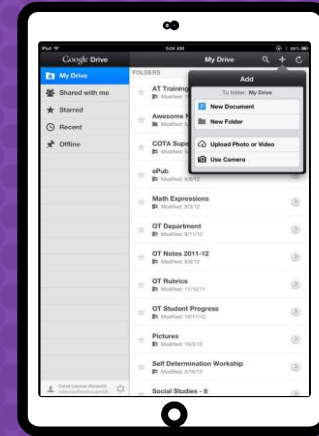
ANYWHERE



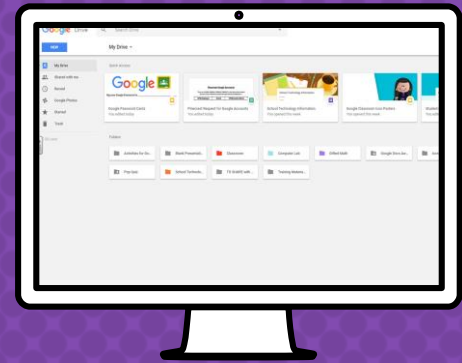
ANDROID



IPHONE



TABLET



DESKTOP



GOOGLE APPS

allow you to edit Google assignments from any device that is connected to the internet!



Download on the
App Store



GET IT ON
Google Play

NEED MORE HELP?

- Contact your teachers: [CDO Teacher Webpages](#)
- Email CDO Administration:
 - Ms. Bulleigh, Principal: tbulleigh@amphi.com
 - Mr. Dominguez, Assistant Principal: mdominguez@amphi.com
 - Mr. Enright, Assistant Principal: denright@amphi.com
 - Ms. Magelli, Assistant Principal: amagelli@amphi.com
- Email CDO's Site Tech, Mr. Charles Loy: cloy@amphi.com
- Email Amphitheater School District Tech Support: AmphiTechSupport@amphi.com